

THE SHOPPES AT WINDMILL PLACE

BATAVIA, IL



SIZE

124,576 square feet

DEMOGRAPHICS

1 mile	3 mile	5 mile
Population		
5,456	52,343	119,259
Households		
2,165	19,193	44,374
Median HH Income (\$)		
100,977	124,842	110,261

MAJOR TENANT(S)

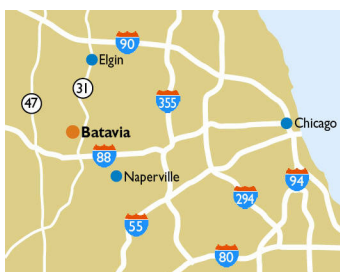
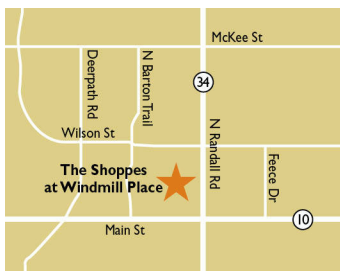
Jewel-Osco
Xfinity
Dunkin'
MyEyeDr
GNC

LEASING CONTACT

Andrew Schrage
Mobile (317) 508-8119
aschrage@phillipsedison.com

MORE INFO

www.phillipsedison.com



LOCATION

119 South Randall Road | Batavia, IL 60510

PROPERTY HIGHLIGHTS

- Anchored by Jewel Osco, the number one grocer in the Chicago area
- Located in Batavia, a western suburb of Chicago with a population exceeding 52,300 in a three-mile radius and an average household income greater than \$153,200
- The center is located at the high-traffic intersection of Randall Road and Main Street, which benefits from over 43,700 vehicles per day
- Other regional and national tenants include Dunkin', T-Mobile, GNC, Xfinity, Subway, MyEyeDr, Hair Cuttery, and Dave's Hot Chicken (coming soon)
- Over the past 12 months, The Shoppes at Windmill Place received over 1.3 million visits



PHILLIPS EDISON & COMPANY®

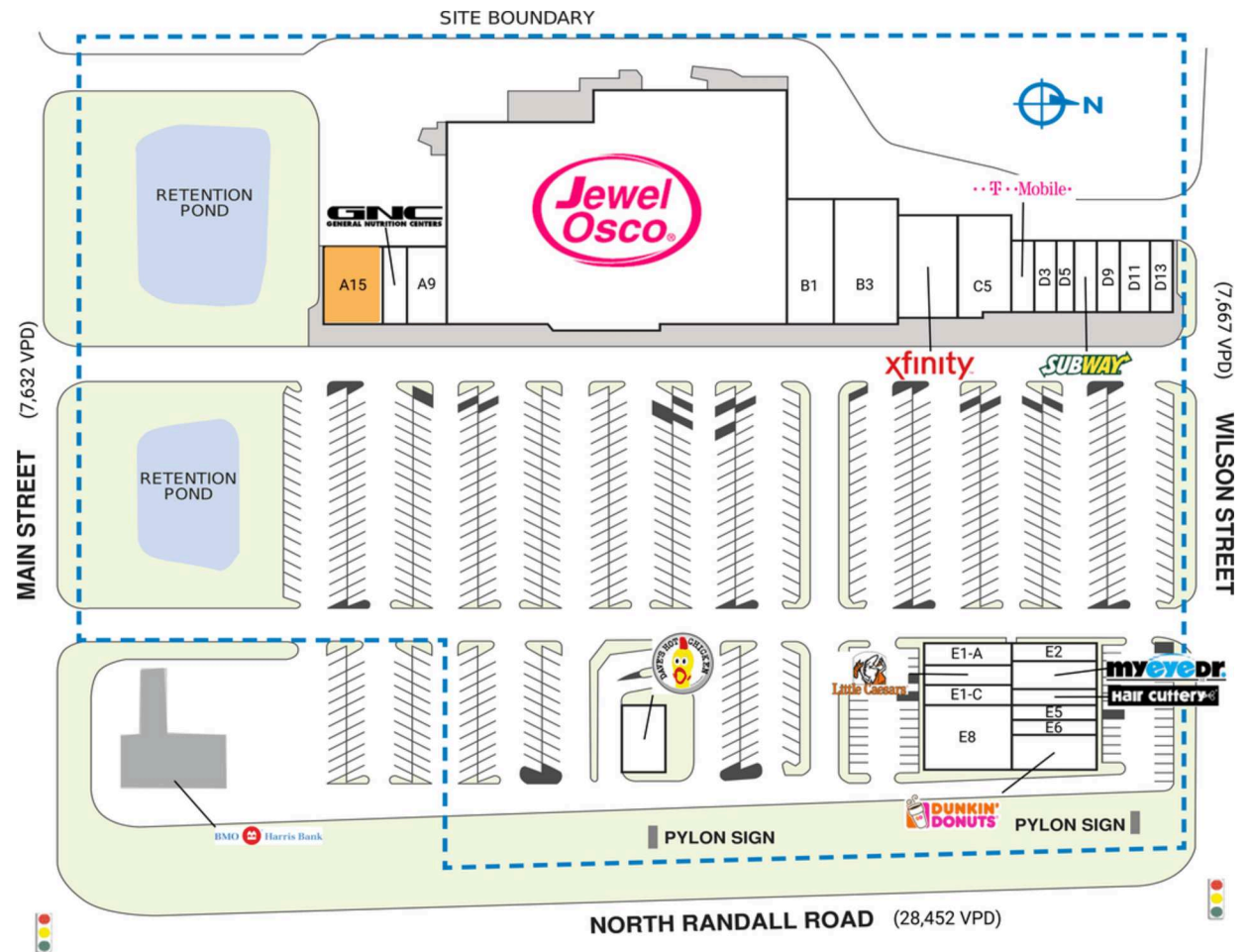
THE SHOPPES AT WINDMILL PLACE

119 South Randall Road | Batavia, IL 60510

SPACE	TENANT	SQ. FT.			
A13	Jewel-Osco	64,930 SF	E1-B	Little Caesars	1,369 SF
A15	AVAILABLE	4,082 SF	E1-C	Connect Hearing	1,369 SF
A7	GNC	1,410 SF	E2	Fannie May Candies	1,200 SF
A9	Crosskicks Fitness	2,625 SF	E3	MyEyeDr	1,885 SF
B1	Dance School	5,000 SF	E4	Hair Cuttery	1,088 SF
B3	Maya's Furniture	7,060 SF	E5	CD One Price Cleaners	943 SF
C1	Xfinity	5,550 SF	E6	Gravitea	1,085 SF
C5	KidStrong	4,275 SF	E7	Dunkin'	2,400 SF
D1	T-Mobile	1,400 SF	E8	Zano Salon & Spa	4,342 SF
D11	East China Inn	2,100 SF	F1	Dave's Hot Chicken	2,400 SF
D13	Oui Travel	1,395 SF	SHADI BMO Harris Bank		
D3	Windmill Dental	1,368 SF	TOTAL SQ. FT.		
D5	Elite Tutoring	1,115 SF	124,576		
D7	Subway	1,400 SF			
D9	Paris Nails & Spa	1,365 SF			
E1-A	All Da Smoke & Vape	1,420 SF			

SITE LEGEND

 Available	 Occupied
 Leased (not occupied)	 Owned by Others
 Site Boundary	



THE SHOPPES AT WINDMILL PLACE

119 South Randall Road | Batavia, IL 60510



THE SHOPPES AT WINDMILL PLACE

119 South Randall Road | Batavia, IL 60510



Demographic Summary Report

1990 - 2000 Census, 2023 Estimates & 2028 Projections

Calculated using TAS Retrieval Retrieval

Apr 17, 2024



Latitude: 41.8485

Longitude: -88.342596

The Shoppes at Windmill Place Batavia, IL		1.00 Mile Radius	3.00 Mile Radius	5.00 Mile Radius
Population	Q4 2023 Estimated Population	5,456	52,343	119,259
	2028 Projected Population	5,759	55,089	124,435
	2010 Census Population	5,446	50,539	115,954
	2000 Census Population	4,385	39,616	92,397
	1990 Census Population	2,526	25,947	68,581
	Historical Annual Growth 1990 to 2000	5.67%	4.32%	3.03%
	Historical Annual Growth 2000 to 2010	2.19%	2.46%	2.30%
	Estimated Annual Growth 2010 to 2023	0.01%	0.26%	0.20%
	Projected Annual Growth 2023 to 2028	1.09%	1.03%	0.85%
	Median Age	44.3	43.2	41.5
Households	Q4 2023 Estimated Households	2,165	19,193	44,374
	2028 Projected Households	2,285	20,212	46,344
	2010 Census Households	2,032	17,563	40,893
	2000 Census Households	1,672	13,718	32,829
	1990 Census Households	921	9,130	24,468
	Historical Annual Growth 1990 to 2000	6.15%	4.16%	2.98%
	Historical Annual Growth 2000 to 2010	1.97%	2.50%	2.22%
	Estimated Annual Growth 2010 to 2023	0.46%	0.65%	0.60%
	Projected Annual Growth 2023 to 2028	1.09%	1.04%	0.87%
	Population per Household	2.52	2.70	2.64
Population by Race	White	84.2%	81.7%	73.4%
	Black or African American	3.0%	2.7%	4.3%
	Asian & Pacific Islander	2.1%	2.5%	3.0%
	Other Races	2.8%	3.9%	3.7%
	Hispanic Population	7.9%	9.2%	15.5%
Income	Average Household Income	\$137,237	\$153,253	\$139,353
	Median Household Income	\$100,977	\$124,842	\$110,261
	Per Capita Income	\$54,493	\$56,625	\$52,504
Education (Age 25+)	Elementary	0.2%	0.9%	2.4%
	Some High School	2.7%	2.2%	3.5%
	High School Graduate	12.2%	15.5%	18.2%
	Some College	16.3%	17.7%	18.8%
	Associates Degree Only	10.7%	8.1%	7.8%
	Bachelors Degree Only	32.1%	32.7%	29.8%
	Graduate Degree	25.8%	23.0%	19.6%
Business	Number of Businesses	139	1,602	4,283
	Total Number of Employees	2,233	22,051	58,263
	Employees per Business	16.02	13.76	13.60
	Residential Population per Business	39.13	32.67	27.85

This report was produced using data from private and government sources deemed to be reliable and is herein provided without representation or warranty.