



SIZE

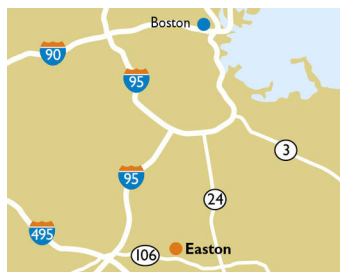
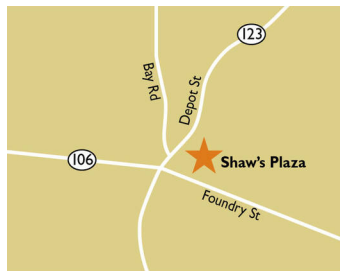
104,923 square feet

DEMOGRAPHICS

1 mile	3 mile	5 mile
<b>Population</b>		
2,529	23,066	60,980
<b>Households</b>		
911	8,658	21,483
<b>Median HH Income (\$)</b>		
149,969	120,607	120,633

MAJOR TENANT(S)

Shaw's Supermarket  
Planet Fitness



LOCATION

690 Depot Street | Easton, MA 02356

PROPERTY HIGHLIGHTS

- Anchored by Shaw's, a subsidiary of Albertsons
- Additional national tenants include Planet Fitness, Chipotle, Citizens Bank and Bank of America
- Located in Easton, Massachusetts with a population exceeding 23,000 in a three-mile radius with an average household income greater than \$155,400
- The center is located at the intersection of Route 123 and Route 106 which benefits from over 27,900 vehicles per day

LEASING CONTACT

Marissa Visconsi  
Mobile (303) 547-4386  
mvisconsi@phillipsedison.com



MORE INFO

www.phillipsedison.com



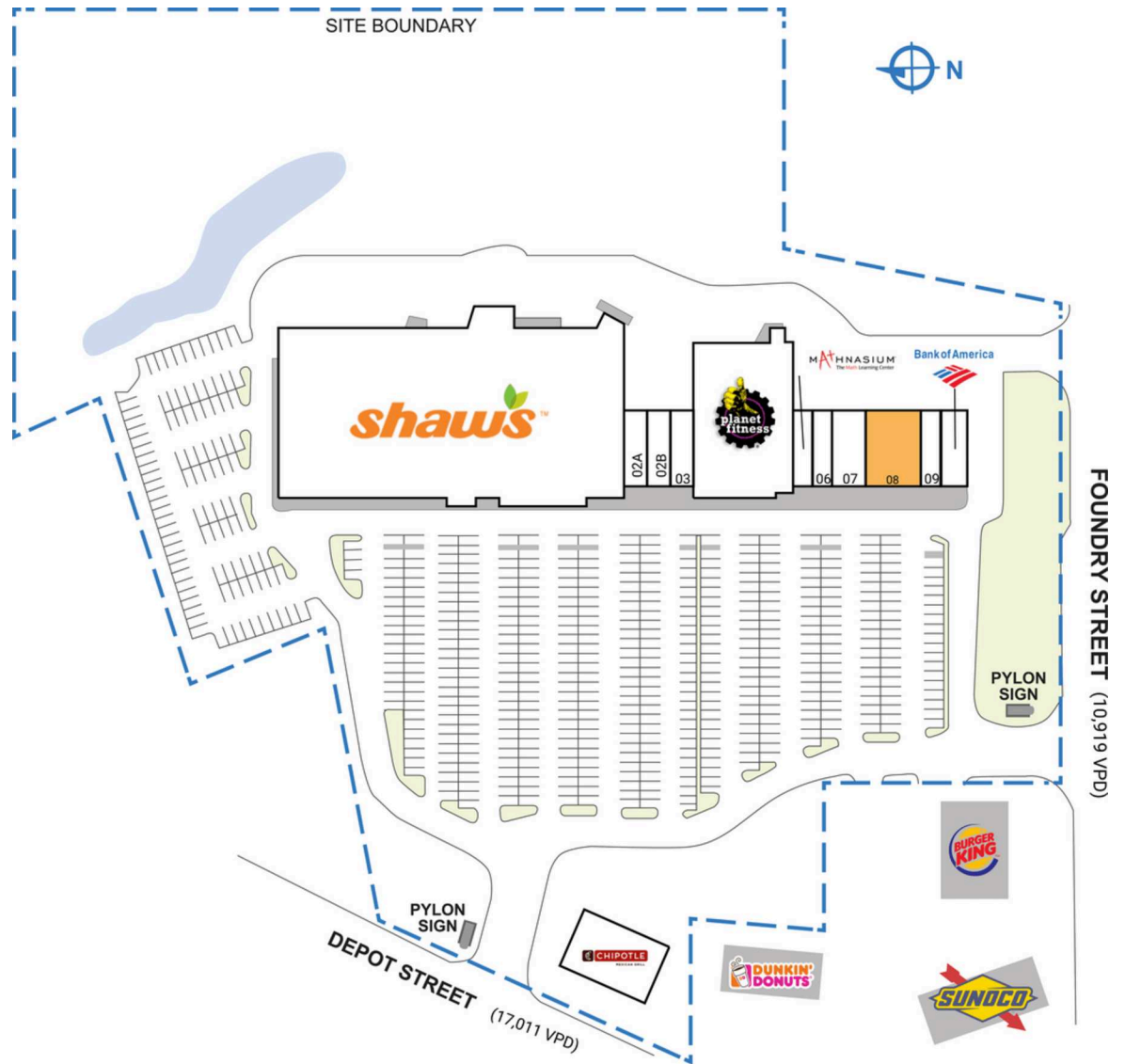
# SHAW'S PLAZA EASTON

690 Depot Street | Easton, MA 02356

SPACE	TENANT	SQ. FT.
GUI	Chipotle	2,325 SF
01	Shaw's Supermarket	67,439 SF
02A	Vitality IV Hydration Lounge	1,900 SF
02B	Citizens Bank	2,184 SF
03	Smilevana	1,916 SF
04	Planet Fitness	16,714 SF
05	Mathnasium	1,520 SF
06	Crispy Crust Pizza	1,690 SF
07	Lavender Nails & Spa	2,760 SF
08	AVAILABLE	4,800 SF
09	Easton Real Estate	1,600 SF
10	Bank of America	2,400 SF
<b>TOTAL SQ. FT.</b>		<b>104,923</b>

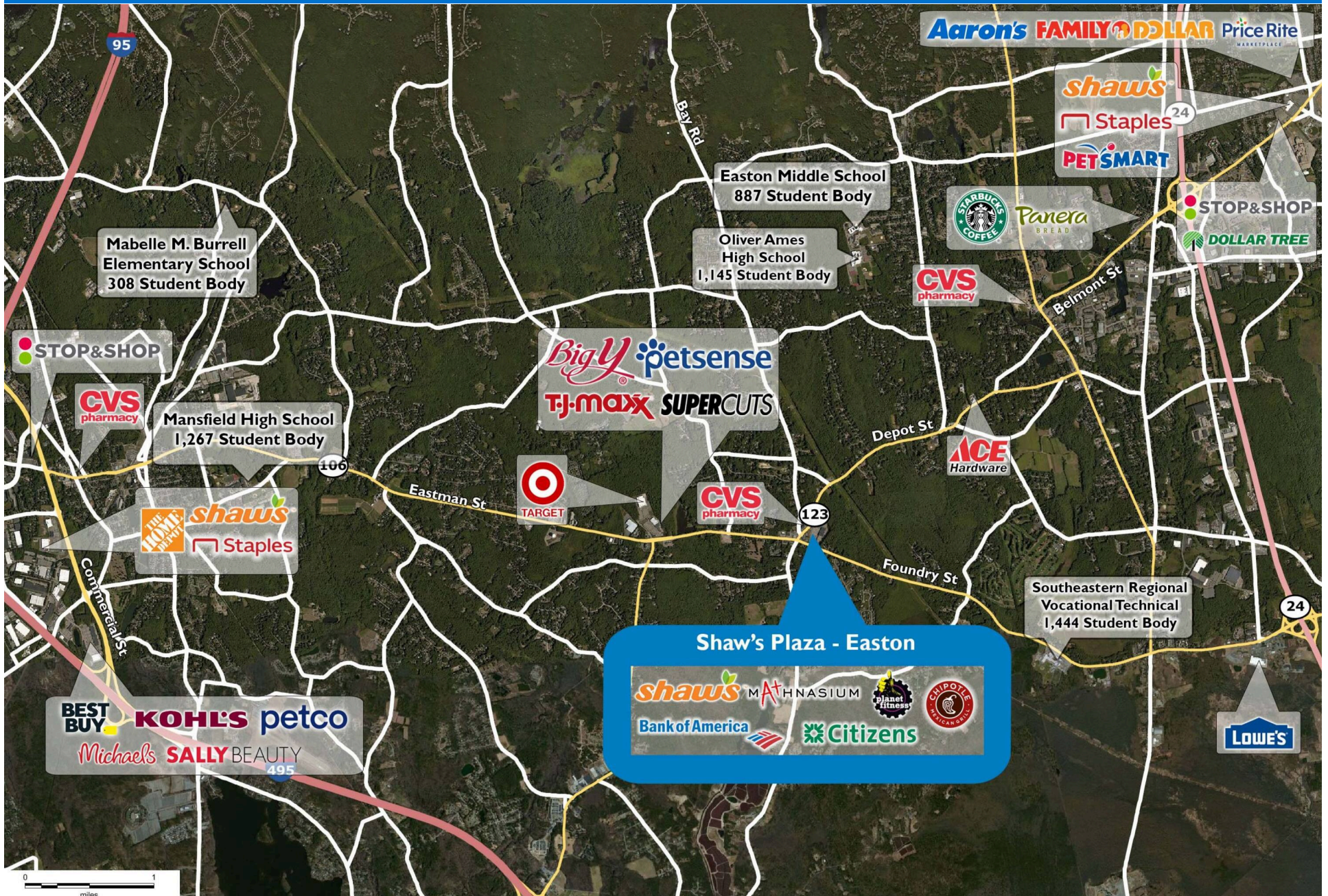
SITE LEGEND	
<span style="display: inline-block; width: 15px; height: 15px; background-color: #FFD700; border: 1px solid black;"></span> Available	<span style="display: inline-block; width: 15px; height: 15px; background-color: #D3D3D3; border: 1px solid black;"></span> Occupied
<span style="display: inline-block; width: 15px; height: 15px; background-color: #ADD8E6; border: 1px solid black;"></span> Leased (not occupied)	<span style="display: inline-block; width: 15px; height: 15px; background-color: #808080; border: 1px solid black;"></span> Owned by Others
<span style="display: inline-block; border-bottom: 2px dashed blue; width: 20px;"></span> Site Boundary	



DISCLAIMER - This site plan is for general information purposes only and is not intended to constitute representations and warranties by Landlord as to the ownership of the real property depicted herein or the identity or nature of any occupants thereof.

# SHAW'S PLAZA EASTON

690 Depot Street | Easton, MA 02356



# Demographic Summary Report

1990 - 2000 Census, 2023 Estimates & 2028 Projections

Calculated using TAS Retrieval Retrieval

Apr 17, 2024



Latitude: 42.024233

Longitude: -71.116517

Shaw's Plaza Easton Easton, MA		1.00 Mile Radius	3.00 Mile Radius	5.00 Mile Radius
Population	Q4 2023 Estimated Population	2,529	23,066	60,980
	2028 Projected Population	2,507	22,808	60,400
	2010 Census Population	2,319	21,373	57,348
	2000 Census Population	2,133	20,913	55,628
	1990 Census Population	1,821	18,047	47,531
	Historical Annual Growth 1990 to 2000	1.60%	1.48%	1.59%
	Historical Annual Growth 2000 to 2010	0.84%	0.22%	0.31%
	Estimated Annual Growth 2010 to 2023	0.63%	0.56%	0.45%
	Projected Annual Growth 2023 to 2028	-0.18%	-0.22%	-0.19%
	Median Age	46.2	45.1	43.0
Households	Q4 2023 Estimated Households	911	8,658	21,483
	2028 Projected Households	903	8,555	21,260
	2010 Census Households	797	7,828	19,756
	2000 Census Households	709	7,469	18,853
	1990 Census Households	563	6,192	15,554
	Historical Annual Growth 1990 to 2000	2.33%	1.89%	1.94%
	Historical Annual Growth 2000 to 2010	1.17%	0.47%	0.47%
	Estimated Annual Growth 2010 to 2023	0.98%	0.74%	0.61%
	Projected Annual Growth 2023 to 2028	-0.18%	-0.24%	-0.21%
	Population per Household	2.77	2.61	2.68
Population by Race	White	83.0%	82.8%	79.8%
	Black or African American	3.8%	4.4%	6.7%
	Asian & Pacific Islander	4.7%	3.2%	3.9%
	Other Races	3.6%	5.5%	5.2%
	Hispanic Population	4.9%	4.1%	4.4%
Income	Average Household Income	\$179,999	\$155,418	\$154,139
	Median Household Income	\$149,969	\$120,607	\$120,633
	Per Capita Income	\$64,968	\$59,011	\$55,564
Education (Age 25+)	Elementary	0.8%	0.7%	1.6%
	Some High School	1.0%	1.9%	3.1%
	High School Graduate	24.5%	22.6%	24.1%
	Some College	10.2%	15.0%	15.1%
	Associates Degree Only	10.9%	8.9%	8.5%
	Bachelors Degree Only	32.9%	29.7%	29.2%
	Graduate Degree	19.7%	21.2%	18.5%
Business	Number of Businesses	57	691	2,273
	Total Number of Employees	456	6,912	26,130
	Employees per Business	8.05	10.00	11.49
	Residential Population per Business	44.64	33.38	26.82

This report was produced using data from private and government sources deemed to be reliable and is herein provided without representation or warranty.