

## CONTRA LOMA PLAZA

ANTIOCH, CA



### SIZE

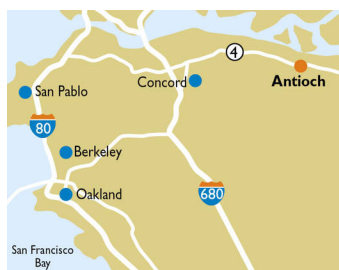
74,616 square feet

### DEMOGRAPHICS

1 mile	3 mile	5 mile
<b>Population</b>		
24,641	98,679	172,567
<b>Households</b>		
8,251	31,174	53,908
<b>Median HH Income (\$)</b>		
78,444	86,957	91,126

### MAJOR TENANT(S)

Lucky Supermarkets  
Contra Loma Boot Camp  
The UPS Store



### LOCATION

3100 Contra Loma Plaza | Antioch, CA 94509

### PROPERTY HIGHLIGHTS

- Anchored by Lucky Supermarkets, a subsidiary of Save Mart Supermarkets
- Other national tenants include The UPS Store, Pizza Guys, Fit Body Boot Camp and JJ Fish and Chicken with Starbucks
- Located at the intersection of Contra Loma Boulevard and Putnam Boulevard in Antioch
- Positioned in the heart of Antioch's residential community and across the street from high-density residential development with direct access from Highway 4 via Contra Loma Boulevard
- More than 98,600 residents in the three-mile trade area with an average household income over \$109,400

### LEASING CONTACT

Ashley Sellers  
Mobile (513) 633-0723  
asellers@phillipsedison.com

### MORE INFO

[www.phillipsedison.com](http://www.phillipsedison.com)



**PHILLIPS EDISON & COMPANY®**

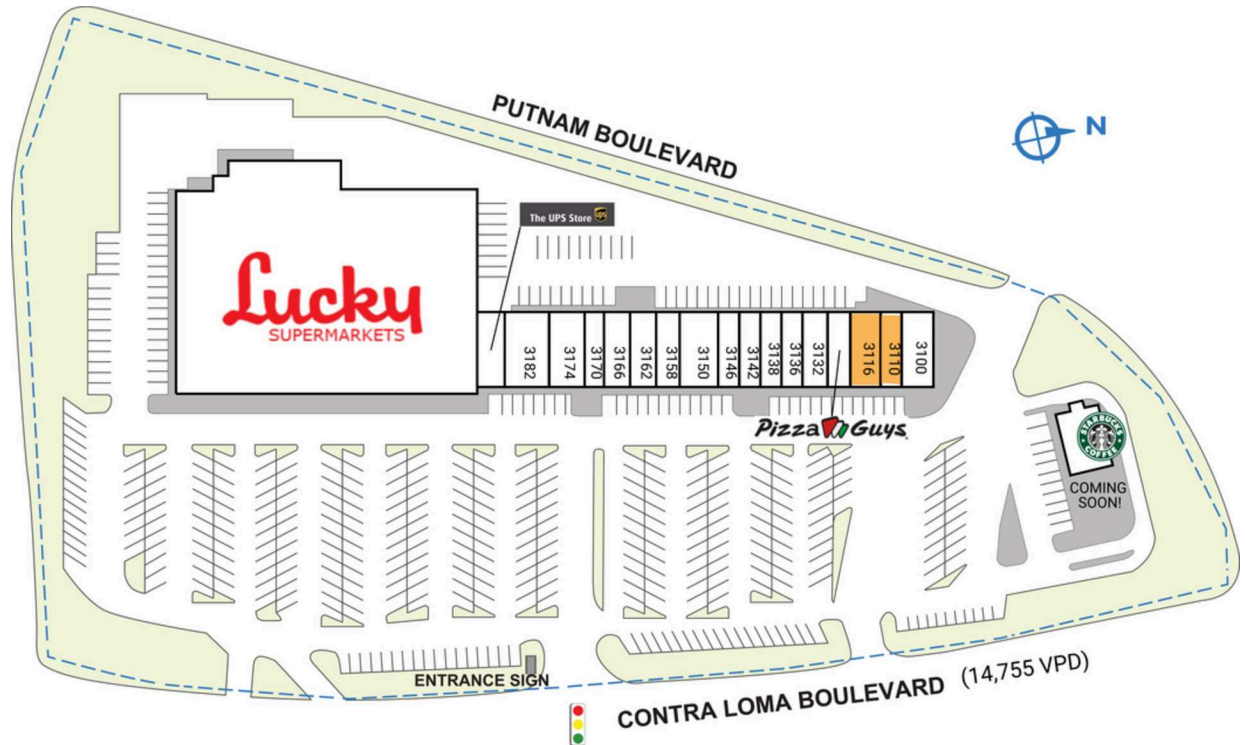
# CONTRA LOMA PLAZA

3100 Contra Loma Plaza | Antioch, CA 94509

SPACE	TENANT	SQ. FT.
3100	El Cameron Italiano	1,713 SF
3110	AVAILABLE	1,700 SF
3116	AVAILABLE	1,200 SF
3130	Pizza Guys	1,200 SF
3132	JJ Fish and Chicken	1,680 SF
3136	Hair Is My Care Barber Shop	840 SF
3138	Le Nails & Spa	960 SF
3142	Cigarette Tobacco	1,100 SF
3146	Ocean Spa	980 SF
3150	Contra Loma Boot Camp	2,670 SF
3158	Plush Paws Dog Grooming	1,200 SF
3162	Aqualife Filtration Systems	1,200 SF
3166	Child Care Center	1,480 SF
3170	Hairlines	960 SF
3174	Taqueria Plaza Mexico	1,780 SF
3182	Antioch Jiu Jitsu	2,400 SF
3186	The UPS Store	1,320 SF
3190	Lucky Supermarkets	50,233 SF
TOTAL SQ. FT.		74,616

Available	Occupied
Leased (not occupied)	Owned by Others
Site Boundary	

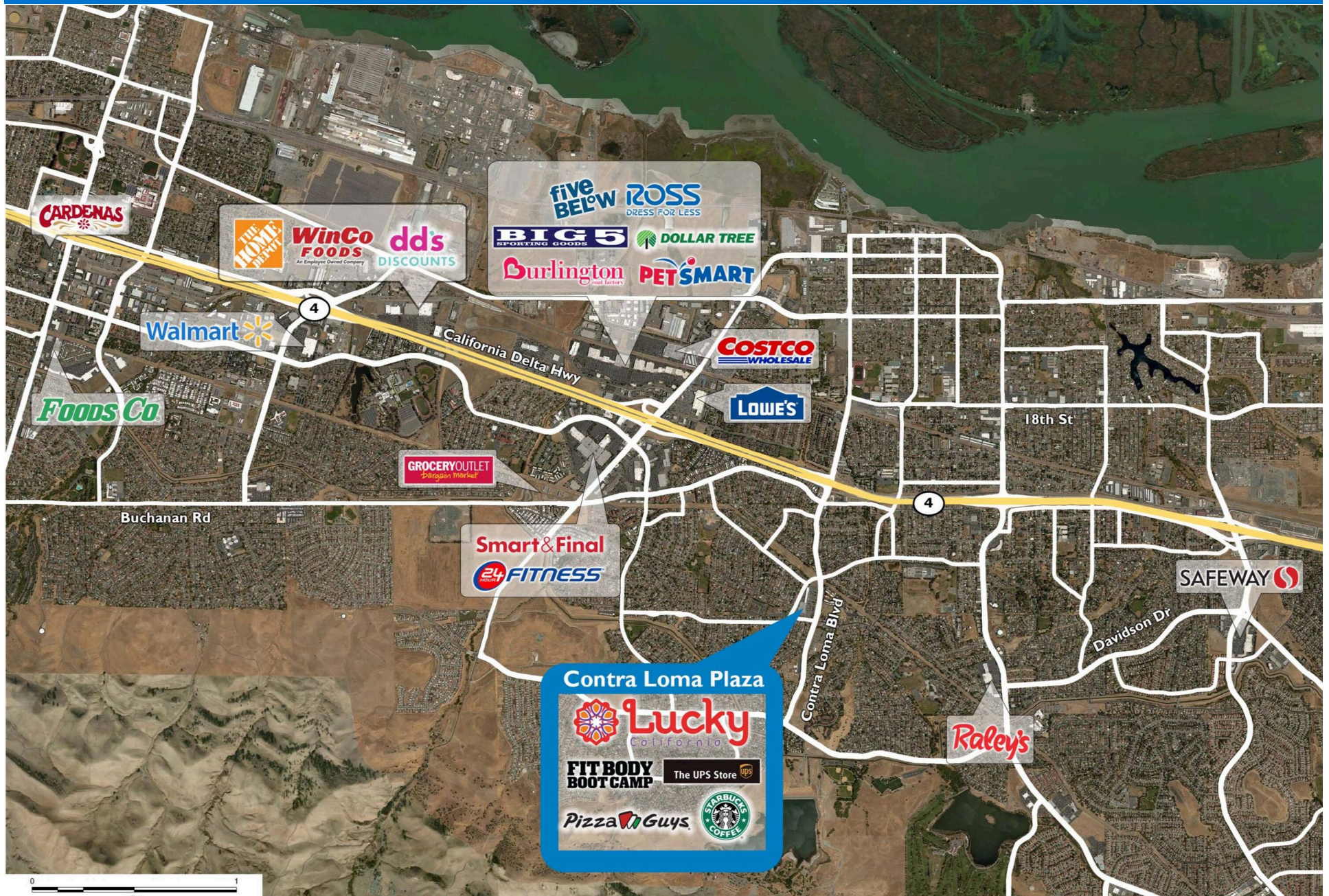


DISCLAIMER - This site plan is for general information purposes only and is not intended to constitute representations and warranties by Landlord as to the ownership of the real property depicted herein or the identity or nature of any occupants thereof.



# CONTRA LOMA PLAZA

3100 Contra Loma Plaza | Antioch, CA 94509





# Demographic Summary Report

1990 - 2000 Census, 2023 Estimates & 2028 Projections

Calculated using TAS Retrieval Retrieval

Apr 17, 2024



Latitude: 37.991568

Longitude: -121.82361

Contra Loma Plaza Antioch, CA		1.00 Mile Radius	3.00 Mile Radius	5.00 Mile Radius
Population	Q4 2023 Estimated Population	24,641	98,679	172,567
	2028 Projected Population	25,461	103,463	182,179
	2010 Census Population	22,227	88,653	151,106
	2000 Census Population	23,552	82,310	136,286
	1990 Census Population	20,831	61,051	101,144
	Historical Annual Growth 1990 to 2000	1.24%	3.03%	3.03%
	Historical Annual Growth 2000 to 2010	-0.58%	0.75%	1.04%
	Estimated Annual Growth 2010 to 2023	0.75%	0.78%	0.97%
	Projected Annual Growth 2023 to 2028	0.66%	0.95%	1.09%
	Median Age	37.6	37.8	37.6
Households	Q4 2023 Estimated Households	8,251	31,174	53,908
	2028 Projected Households	8,526	32,657	56,869
	2010 Census Households	7,536	28,674	47,912
	2000 Census Households	8,018	27,282	44,151
	1990 Census Households	7,283	21,275	34,532
	Historical Annual Growth 1990 to 2000	0.97%	2.52%	2.49%
	Historical Annual Growth 2000 to 2010	-0.62%	0.50%	0.82%
	Estimated Annual Growth 2010 to 2023	0.66%	0.61%	0.86%
	Projected Annual Growth 2023 to 2028	0.66%	0.93%	1.08%
	Population per Household	2.98	3.14	3.18
Population by Race	White	25.6%	25.0%	23.2%
	Black or African American	17.4%	18.5%	18.5%
	Asian & Pacific Islander	6.5%	10.8%	12.3%
	Other Races	7.7%	7.3%	7.0%
	Hispanic Population	42.8%	38.4%	38.9%
Income	Average Household Income	\$96,087	\$109,442	\$111,946
	Median Household Income	\$78,444	\$86,957	\$91,126
	Per Capita Income	\$32,225	\$34,822	\$35,161
Education (Age 25+)	Elementary	7.8%	7.0%	8.2%
	Some High School	8.4%	7.9%	8.1%
	High School Graduate	29.7%	27.6%	26.9%
	Some College	28.4%	26.7%	25.1%
	Associates Degree Only	8.9%	10.0%	10.1%
	Bachelors Degree Only	14.4%	15.3%	15.8%
	Graduate Degree	2.4%	5.4%	5.8%
Business	Number of Businesses	264	2,133	3,739
	Total Number of Employees	2,159	17,045	29,763
	Employees per Business	8.17	7.99	7.96
	Residential Population per Business	93.30	46.25	46.16

This report was produced using data from private and government sources deemed to be reliable and is herein provided without representation or warranty.