

# VILLAGE AT GLYNN PLACE

BRUNSWICK, GA



## SIZE

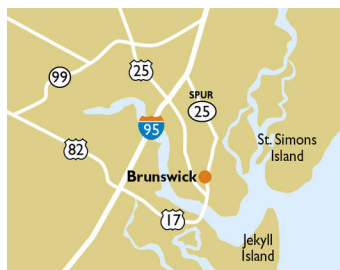
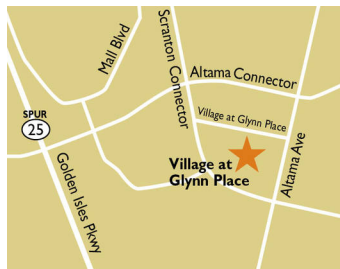
123,437 square feet

## DEMOGRAPHICS

	1 mile	3 mile	5 mile
<b>Population</b>	7,380	29,041	49,954
<b>Households</b>	3,354	11,479	19,584
<b>Median HH Income (\$)</b>	51,826	52,906	53,345

## MAJOR TENANT(S)

Publix  
Sally Beauty Supply



## LOCATION

109 Altama Avenue | Brunswick, GA 31525

## PROPERTY HIGHLIGHTS

- Anchored by Publix, which is in the top 82% of grocery stores in GA and nationwide by visits
- National tenants include Goodwill, Cato, Papa John's and Sally Beauty Supply
- Growing port city on Georgia's Atlantic coast
- Adjacent to area's only Walmart Supercenter

## LEASING CONTACT

Rich Dawson  
Mobile (404) 433-9899  
rdawson@phillipsedison.com

## MORE INFO

[www.phillipsedison.com](http://www.phillipsedison.com)



**PHILLIPS EDISON & COMPANY®**

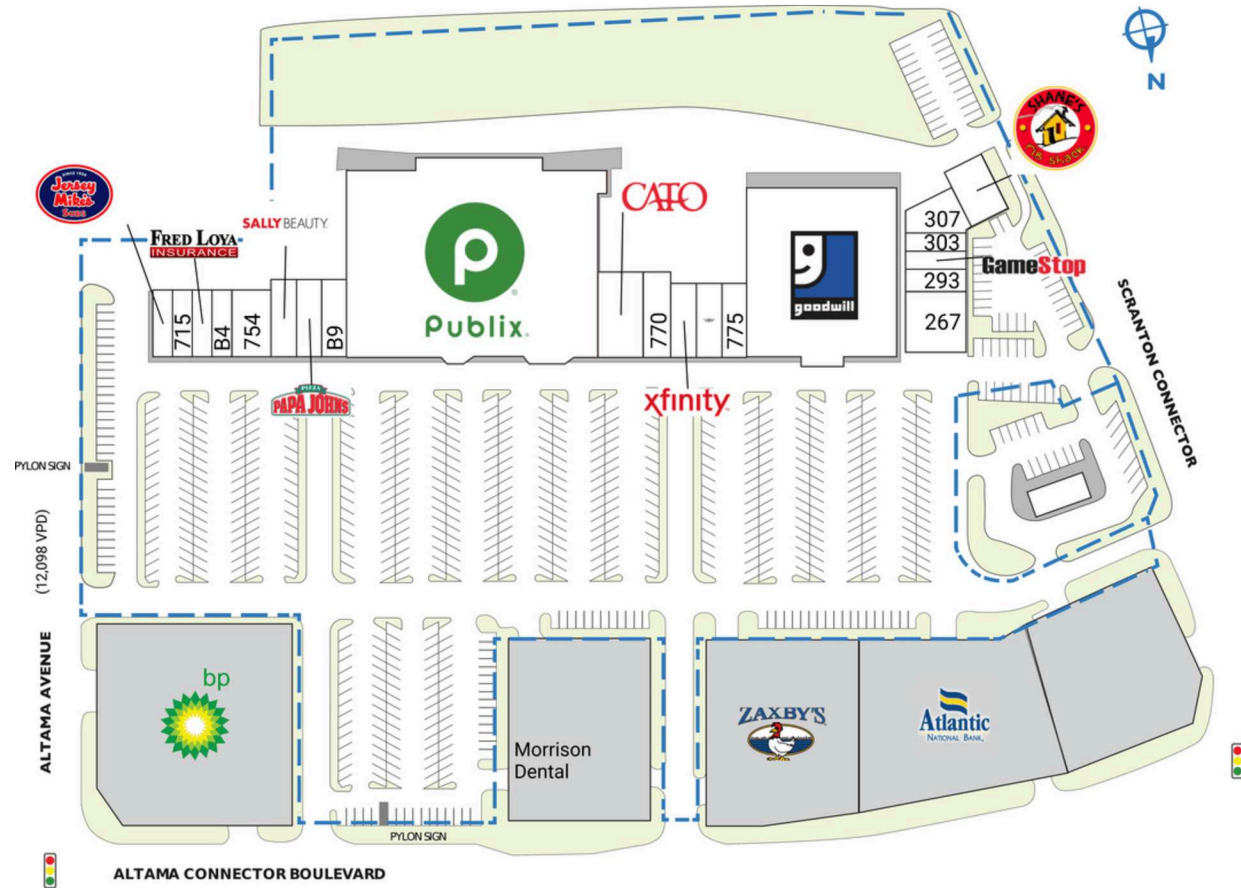
# VILLAGE AT GLYNN PLACE

109 Altama Avenue | Brunswick, GA 31525

SPACE	TENANT	SQ. FT.
B3	Fred Loya Insurance	1,200 SF
B4	Diamond Nails	1,200 SF
B9	Sunny Side Up	2,450 SF
GRND	Glynn Place Station LLC	
267	Wee Pub	3,600 SF
293	TN Nails	1,230 SF
299	GameStop	1,108 SF
303	Tobacco & Vape	1,040 SF
307	Jade	1,835 SF
311	Shane's Rib Shack	2,700 SF
715	China One Restaurant	1,200 SF
740	Jersey Mike's Subs	1,200 SF
745	Goodwill	30,525 SF
750	Xfinity	2,100 SF
751	Publix	55,999 SF
753	CATO	4,000 SF
754	Cora Physical Therapy - Brunswick	3,000 SF
756	Wingstop	1,400 SF
770	Kyoto Fantasy Express	2,400 SF
775	Lendmark Financial	2,100 SF
780	Papa John's Pizza	1,750 SF
795	Sally Beauty Supply	1,400 SF
<b>TOTAL SQ. FT.</b>		<b>123,437</b>

## SITE LEGEND

- Available
- Occupied
- Leased (not occupied)
- Owned by Others
- Site Boundary



DISCLAIMER - This site plan is for general information purposes only and is not intended to constitute representations and warranties by Landlord as to the ownership of the real property depicted herein or the identity or nature of any occupants thereof.

# VILLAGE AT GLYNN PLACE

109 Altama Avenue | Brunswick, GA 31525



# VILLAGE AT GLYNN PLACE

109 Altama Avenue | Brunswick, GA 31525



# Demographic Summary Report

1990 - 2000 Census, 2023 Estimates & 2028 Projections

Calculated using TAS Retrieval Retrieval

Apr 17, 2024



Latitude: 31.213216

Longitude: -81.482282

Village at Glynn Place Brunswick, GA		1.00 Mile Radius	3.00 Mile Radius	5.00 Mile Radius
Population	Q4 2023 Estimated Population	7,380	29,041	49,954
	2028 Projected Population	7,663	30,139	52,135
	2010 Census Population	7,376	26,640	47,451
	2000 Census Population	6,417	24,253	40,850
	1990 Census Population	5,902	23,268	38,612
	Historical Annual Growth 1990 to 2000	0.84%	0.42%	0.56%
	Historical Annual Growth 2000 to 2010	1.40%	0.94%	1.51%
	Estimated Annual Growth 2010 to 2023	0.00%	0.63%	0.37%
	Projected Annual Growth 2023 to 2028	0.75%	0.74%	0.86%
	Median Age	39.2	41.2	40.7
Households	Q4 2023 Estimated Households	3,354	11,479	19,584
	2028 Projected Households	3,482	11,946	20,476
	2010 Census Households	3,115	10,483	18,125
	2000 Census Households	2,698	9,609	15,843
	1990 Census Households	2,183	8,484	14,187
	Historical Annual Growth 1990 to 2000	2.14%	1.25%	1.11%
	Historical Annual Growth 2000 to 2010	1.45%	0.87%	1.35%
	Estimated Annual Growth 2010 to 2023	0.54%	0.66%	0.56%
	Projected Annual Growth 2023 to 2028	0.75%	0.80%	0.89%
	Population per Household	2.19	2.37	2.44
Population by Race	White	41.2%	49.3%	50.4%
	Black or African American	41.0%	33.5%	34.6%
	Asian & Pacific Islander	1.8%	1.5%	1.5%
	Other Races	6.6%	5.8%	4.7%
	Hispanic Population	9.4%	9.9%	8.8%
Income	Average Household Income	\$61,392	\$71,196	\$72,740
	Median Household Income	\$51,826	\$52,906	\$53,345
	Per Capita Income	\$28,072	\$29,576	\$29,457
Education (Age 25+)	Elementary	5.1%	5.2%	4.0%
	Some High School	6.1%	9.0%	10.0%
	High School Graduate	29.0%	33.3%	33.3%
	Some College	24.9%	21.8%	22.0%
	Associates Degree Only	13.9%	11.0%	10.3%
	Bachelors Degree Only	13.6%	13.9%	13.2%
	Graduate Degree	7.4%	5.9%	7.2%
Business	Number of Businesses	287	1,251	1,911
	Total Number of Employees	3,173	14,355	21,964
	Employees per Business	11.07	11.48	11.49
	Residential Population per Business	25.74	23.22	26.14

This report was produced using data from private and government sources deemed to be reliable and is herein provided without representation or warranty.