

BARTOW MARKETPLACE

CARTERSVILLE, GA



SIZE

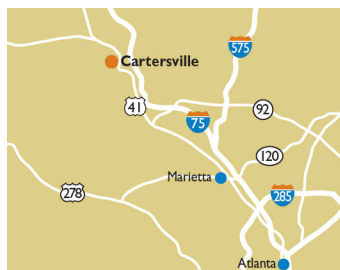
375,067 square feet

DEMOGRAPHICS

	1 mile	3 mile	5 mile
Population	4,667	29,463	50,100
Households	1,814	10,994	18,419
Median HH Income (\$)	49,598	56,409	61,727

MAJOR TENANT(S)

Walmart
Lowe's



LOCATION

103 Marketplace Boulevard | Cartersville, GA 30121

PROPERTY HIGHLIGHTS

- Anchored by Walmart Supercenter and co-anchored by Lowe's
- Located in Cartersville, a suburb 43 miles northwest of Atlanta, with a population exceeding 50,100 in a five-mile radius
- Additional national tenants include Dollar Tree, GameStop, Pearle Vision and more
- The center is situated right off Canton Highway, averaging 22,891 vehicles per day
- Closest shopping center to Cartersville Medical Center, Georgia Highlands College, and Bartow-Cartersville Convention Center
- Cartersville Medical Center 37,000-square-foot expansion project proposed

LEASING CONTACT

Rich Dawson
Mobile (404) 433-9899
rdawson@phillipsedison.com



MORE INFO

www.phillipsedison.com








PHILLIPS EDISON & COMPANY®

BARTOW MARKETPLACE

103 Marketplace Boulevard | Cartersville, GA 30121

SPACE	TENANT	SQ. FT.
SHAD1	The Original Steak/Rib House	
1	Walmart	204,170 SF
2A	Cartersville Tobacco and Vape	1,500 SF
2B	Cartersville Jewelry Exchange	1,500 SF
3	Sally Beauty Supply	1,800 SF
4	AT Work	1,200 SF
5	Peachstate Auto Insurance	1,200 SF
6	authorized retailer of Cricket Wireless	1,400 SF
7	Pearle Vision	2,800 SF
8	Fred Loya Insurance	1,200 SF
9	Smoke Factory	1,200 SF
10	Dollar Tree	9,600 SF
11	World Finance	1,200 SF
12	The UPS Store	1,200 SF
13	Palazzo Nail Spa	3,000 SF
14	Hong Kong Chinese Restaurant	3,000 SF
15	Sidelines Grille	4,800 SF
16	Lowe's	130,497 SF
17	The Peach Cobbler Factory	1,400 SF
18	Cricket	2,400 SF
TOTAL SQ. FT.		375,067

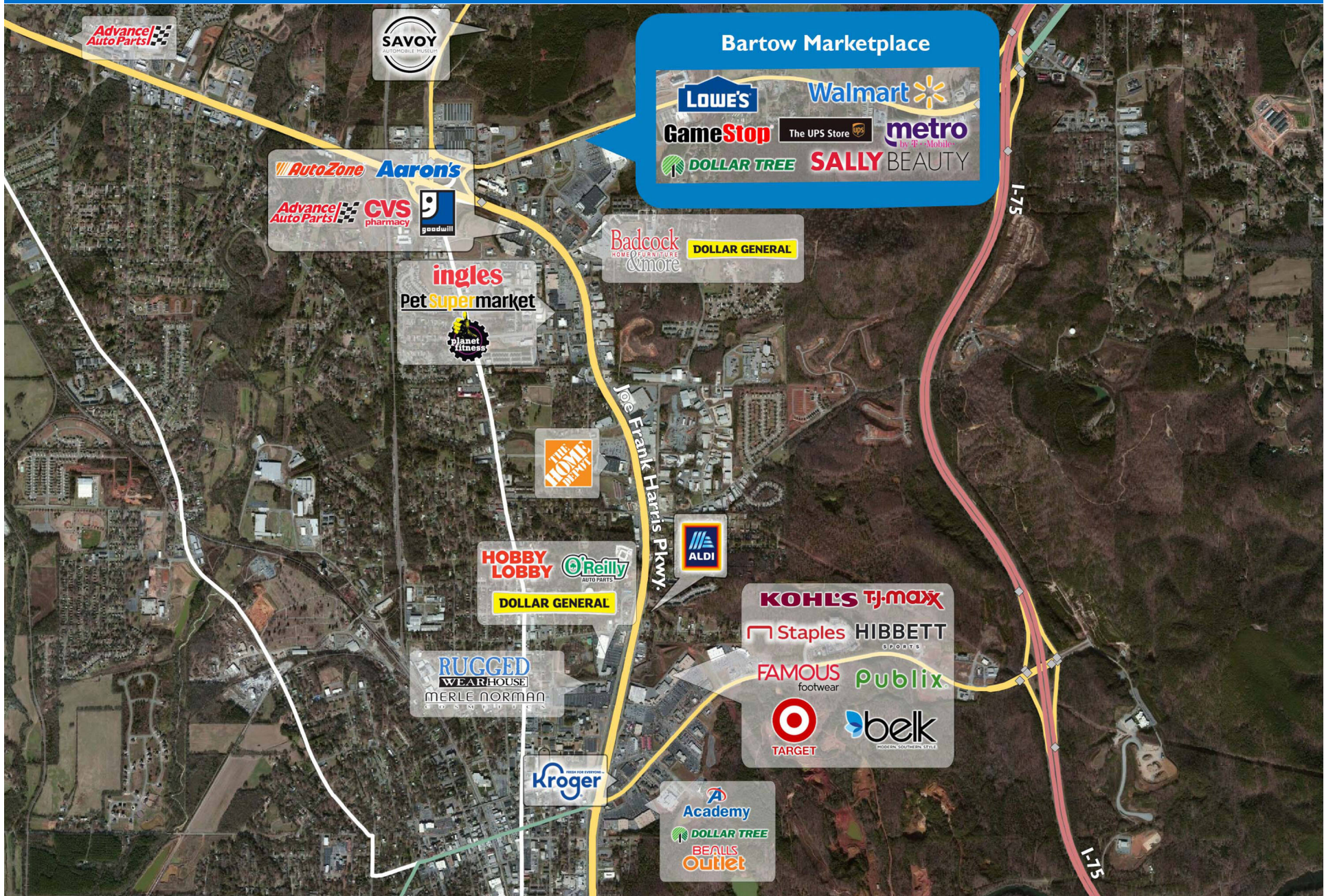
SITE LEGEND	
	Available
	Leased (not occupied)
	Site Boundary
	Occupied
	Owned by Others



DISCLAIMER - This site plan is for general information purposes only and is not intended to constitute representations and warranties by Landlord as to the ownership of the real property depicted herein or the identity or nature of any occupants thereof.

BARTOW MARKETPLACE

103 Marketplace Boulevard | Cartersville, GA 30121



Demographic Summary Report

1990 - 2000 Census, 2022 Estimates & 2027 Projections

Calculated using TAS Retrieval Retrieval

Mar 20, 2023



Bartow Marketplace Cartersville, GA		1.00 Mile Radius	3.00 Mile Radius	5.00 Mile Radius
Population	Q2 2022 Estimated Population	4,667	29,463	50,100
	2027 Projected Population	5,004	31,503	53,720
	2010 Census Population	4,194	26,871	45,130
	2000 Census Population	2,635	19,996	33,321
	1990 Census Population	1,876	16,358	25,933
	Historical Annual Growth 1990 to 2000	3.46%	2.03%	2.54%
	Historical Annual Growth 2000 to 2010	4.76%	3.00%	3.08%
	Estimated Annual Growth 2010 to 2022	0.84%	0.73%	0.82%
	Projected Annual Growth 2022 to 2027	1.41%	1.35%	1.41%
	Median Age	36.0	36.9	37.3
Households	Q2 2022 Estimated Households	1,814	10,994	18,419
	2027 Projected Households	1,951	11,776	19,769
	2010 Census Households	1,623	9,996	16,571
	2000 Census Households	1,063	7,394	12,165
	1990 Census Households	759	6,171	9,738
	Historical Annual Growth 1990 to 2000	3.43%	1.83%	2.25%
	Historical Annual Growth 2000 to 2010	4.32%	3.06%	3.14%
	Estimated Annual Growth 2010 to 2022	0.88%	0.75%	0.83%
	Projected Annual Growth 2022 to 2027	1.47%	1.38%	1.42%
	Population per Household	2.44	2.59	2.67
Population by Race	White	65.2%	63.9%	69.6%
	Black or African American	19.7%	17.4%	14.8%
	Asian & Pacific Islander	0.8%	1.0%	1.2%
	Other Races	2.6%	3.6%	3.0%
	Hispanic Population	11.7%	14.0%	11.4%
Income	Average Household Income	\$65,348	\$71,022	\$76,350
	Median Household Income	\$49,598	\$56,409	\$61,727
	Per Capita Income	\$26,718	\$27,289	\$28,544
Education (Age 25+)	Elementary	10.0%	6.6%	5.0%
	Some High School	7.5%	8.9%	8.7%
	High School Graduate	37.0%	39.2%	37.0%
	Some College	22.9%	21.0%	21.3%
	Associates Degree Only	6.9%	6.6%	7.3%
	Bachelors Degree Only	12.6%	12.1%	13.7%
	Graduate Degree	3.2%	5.7%	7.1%
Business	Number of Businesses	233	1,152	1,495
	Total Number of Employees	4,026	19,946	26,077
	Employees per Business	17.26	17.31	17.45
	Residential Population per Business	20.01	25.58	33.52

This report was produced using data from private and government sources deemed to be reliable and is herein provided without representation or warranty.