



SIZE

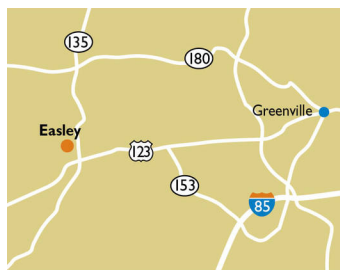
72,287 square feet

DEMOGRAPHICS

1 mile	3 mile	5 mile
Population		
5,462	32,638	55,276
Households		
2,426	13,631	22,128
Median HH Income (\$)		
59,873	61,010	64,791

MAJOR TENANT(S)

Publix
Workout Anytime
Home Depot



LOCATION

6525-6615 Calhoun Memorial Highway | Easley, SC 29640

PROPERTY HIGHLIGHTS

- Anchored by Publix, with shadow-anchor Home Depot
- Located on Calhoun Memorial Highway, a major retail corridor
- National tenants include IHOP, Workout Anytime, and Batteries Plus
- 32,600 residents in a three-mile radius

LEASING CONTACT

Mark Porter
Mobile (803) 338-6004
mporter@phillipsedison.com



MORE INFO






www.phillipsedison.com



CENTERPOINT

6525-6615 Calhoun Memorial Highway | Easley, SC 29640

SPACE	TENANT	SQ. FT.
SHAD	Home Depot	
0001	IHOP	4,760 SF
002A	Asian Express	1,600 SF
002B	Super Nails	3,200 SF
0003	Publix	44,271 SF
0004	Workout Anytime	7,056 SF
0005	Sport Clips	1,400 SF
0006	Fusion Hair Salon	1,400 SF
0007A	Benchmark Physical Therapy	2,500 SF
0007B	Liquor Xpress	2,500 SF
0008	Marco's Pizza	1,200 SF
0009	Mad Vapes	1,200 SF
0010	Batteries Plus	1,200 SF
TOTAL SQ. FT.		72,287

SITE LEGEND	
 Available	 Occupied
 Leased (not occupied)	 Owned by Others
 Site Boundary	



DISCLAIMER - This site plan is for general information purposes only and is not intended to constitute representations and warranties by Landlord as to the ownership of the real property depicted herein or the identity or nature of any occupants thereof.

CENTERPOINT

6525-6615 Calhoun Memorial Highway | Easley, SC 29640



CENTERPOINT

6525-6615 Calhoun Memorial Highway | Easley, SC 29640



Demographic Summary Report

1990 - 2000 Census, 2023 Estimates & 2028 Projections

Calculated using TAS Retrieval Retrieval

Apr 17, 2024



Latitude: 34.820239

Longitude: -82.584952

Centerpoint Easley, SC		1.00 Mile Radius	3.00 Mile Radius	5.00 Mile Radius
Population	Q4 2023 Estimated Population	5,462	32,638	55,276
	2028 Projected Population	5,756	34,086	57,795
	2010 Census Population	4,520	27,975	46,755
	2000 Census Population	4,276	25,824	41,698
	1990 Census Population	4,178	21,853	34,190
	Historical Annual Growth 1990 to 2000	0.23%	1.68%	2.01%
	Historical Annual Growth 2000 to 2010	0.56%	0.80%	1.15%
	Estimated Annual Growth 2010 to 2023	1.39%	1.13%	1.23%
	Projected Annual Growth 2023 to 2028	1.05%	0.87%	0.90%
	Median Age	41.7	41.9	41.8
Households	Q4 2023 Estimated Households	2,426	13,631	22,128
	2028 Projected Households	2,560	14,243	23,136
	2010 Census Households	1,944	11,323	18,361
	2000 Census Households	1,856	10,282	16,184
	1990 Census Households	1,765	8,353	12,770
	Historical Annual Growth 1990 to 2000	0.50%	2.10%	2.40%
	Historical Annual Growth 2000 to 2010	0.46%	0.97%	1.27%
	Estimated Annual Growth 2010 to 2023	1.62%	1.36%	1.37%
	Projected Annual Growth 2023 to 2028	1.08%	0.88%	0.89%
	Population per Household	2.25	2.37	2.48
Population by Race	White	80.7%	79.3%	80.9%
	Black or African American	9.8%	9.5%	8.2%
	Asian & Pacific Islander	0.5%	0.7%	0.7%
	Other Races	3.6%	3.7%	3.8%
	Hispanic Population	5.5%	6.7%	6.5%
Income	Average Household Income	\$108,551	\$82,651	\$85,435
	Median Household Income	\$59,873	\$61,010	\$64,791
	Per Capita Income	\$48,288	\$34,821	\$34,443
Education (Age 25+)	Elementary	3.0%	2.9%	2.9%
	Some High School	7.7%	10.5%	9.5%
	High School Graduate	25.6%	29.2%	29.5%
	Some College	17.8%	19.0%	19.2%
	Associates Degree Only	12.1%	11.6%	12.2%
	Bachelors Degree Only	16.9%	15.4%	16.5%
	Graduate Degree	16.8%	11.5%	10.0%
Business	Number of Businesses	316	899	1,188
	Total Number of Employees	3,056	8,563	11,191
	Employees per Business	9.66	9.52	9.42
	Residential Population per Business	17.27	36.30	46.52

This report was produced using data from private and government sources deemed to be reliable and is herein provided without representation or warranty.