



## SIZE

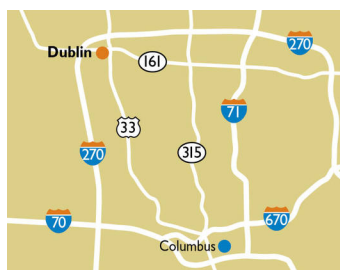
75,506 square feet

## DEMOGRAPHICS

	1 mile	3 mile	5 mile
<b>Population</b>	13,846	96,912	234,857
<b>Households</b>	6,557	41,048	97,994
<b>Median HH Income (\$)</b>	77,510	91,937	102,476

## MAJOR TENANT(S)

Trader Joe's



## LOCATION

6301-6393 Sawmill Road | Dublin, OH 43017

## PROPERTY HIGHLIGHTS

- Anchored by Trader Joe's, a leading grocery store in the fresh format category
- Located in Dublin, a growing suburb of Columbus, with a population exceeding 96,900 in a three-mile radius with an average household income greater than \$123,600
- The center is located at the intersection of Sawmill Road and Dublin Granville, the primary intersection of two major retail corridors that is located just off of I-270

## LEASING CONTACT

Scott Faloni  
 Mobile (410) 693-3248  
 sfaloni@phillipsedison.com

## MORE INFO

www.phillipsedison.com



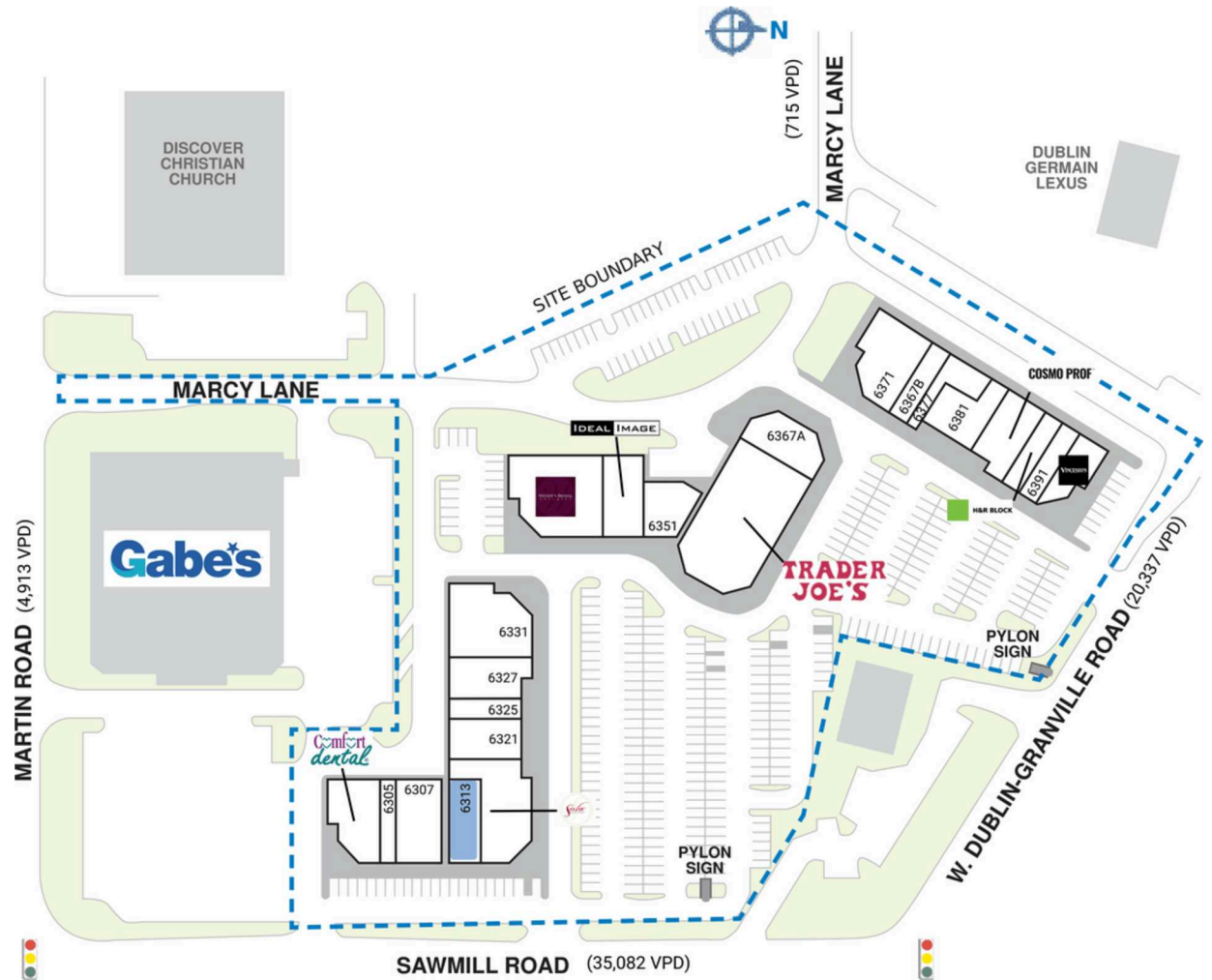
# TRADER JOE'S CENTER

6301-6393 Sawmill Road | Dublin, OH 43017

SPACE	TENANT	SQ. FT.
6301	Comfort Dental	3,400 SF
6305	Funky Scissors	1,440 SF
6307	H&B Nail Spa	3,360 SF
<b>6313</b>	<b>COMING AVAILABLE</b>	<b>2,560 SF</b>
6315	Sola Salon Studios	5,042 SF
6321	Rettig Music	2,800 SF
6325	Yummy Bakery	1,400 SF
6327	Little Diggers	3,000 SF
6331	Nissin Travel	5,380 SF
6339	Wendy's Bridal Shoppes	6,705 SF
6347	Ideal Image	3,200 SF
6351	Parry Custom Homes	2,400 SF
6355	Trader Joe's	12,788 SF
6367A	Hippie Hut	2,876 SF
6367B	Vivi Bubble Tea	1,600 SF
6371	Opening Night	3,710 SF
6377	Bikanervala	2,800 SF
6381	Pinot's Palette	2,845 SF
6385	CosmoProf	3,000 SF
6389	H&R Block	1,600 SF
6391	Romanoff's Classic Tuxedo	1,600 SF
6393	Vincenzo's	2,000 SF
<b>TOTAL SQ. FT.</b>		<b>75,506</b>

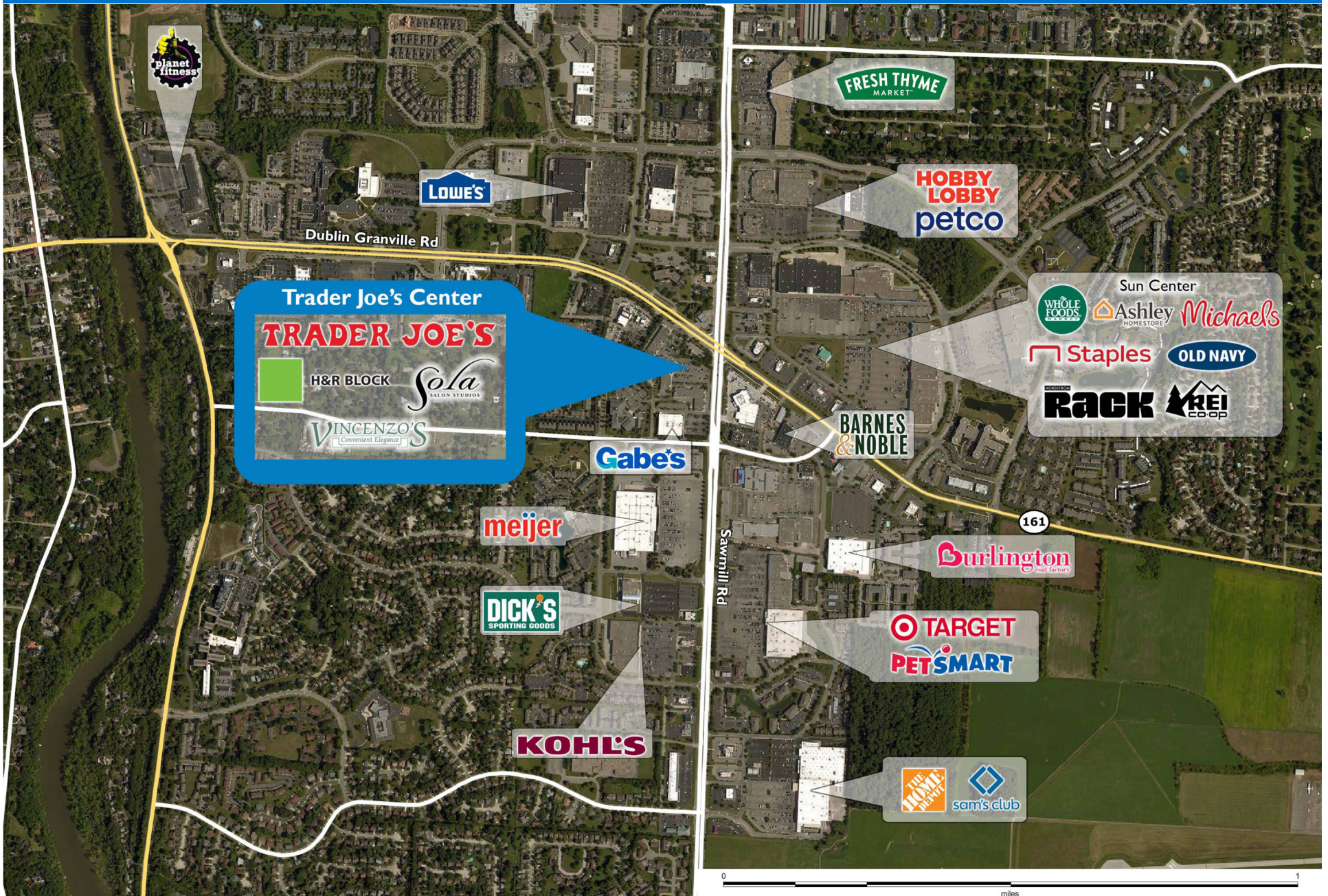
SITE LEGEND	
<span style="display:inline-block; width:15px; height:15px; background-color:orange; border:1px solid black;"></span> Available	<span style="display:inline-block; width:15px; height:15px; background-color:gray; border:1px solid black;"></span> Occupied
<span style="display:inline-block; width:15px; height:15px; background-color:blue; border:1px solid black;"></span> Leased (not occupied)	<span style="display:inline-block; width:15px; height:15px; background-color:lightgray; border:1px solid black;"></span> Owned by Others
<span style="display:inline-block; width:15px; height:15px; border:2px dashed blue;"></span> Site Boundary	



DISCLAIMER - This site plan is for general information purposes only and is not intended to constitute representations and warranties by Landlord as to the ownership of the real property depicted herein or the identity or nature of any occupants thereof.

# TRADER JOE'S CENTER

6301-6393 Sawmill Road | Dublin, OH 43017



# Demographic Summary Report

1990 - 2000 Census, 2023 Estimates & 2028 Projections

Calculated using TAS Retrieval Retrieval

Apr 17, 2024



Latitude: 40.095794

Longitude: -83.092236

Trader Joe's Center Dublin, OH		1.00 Mile Radius	3.00 Mile Radius	5.00 Mile Radius
Population	Q4 2023 Estimated Population	13,846	96,912	234,857
	2028 Projected Population	14,322	99,076	238,772
	2010 Census Population	10,009	83,459	198,214
	2000 Census Population	9,140	79,832	178,291
	1990 Census Population	7,964	69,176	147,759
	Historical Annual Growth 1990 to 2000	1.39%	1.44%	1.90%
	Historical Annual Growth 2000 to 2010	0.91%	0.45%	1.06%
	Estimated Annual Growth 2010 to 2023	2.39%	1.09%	1.24%
	Projected Annual Growth 2023 to 2028	0.68%	0.44%	0.33%
	Median Age	35.0	37.8	38.8
Households	Q4 2023 Estimated Households	6,557	41,048	97,994
	2028 Projected Households	6,801	41,970	99,641
	2010 Census Households	4,635	35,487	83,213
	2000 Census Households	4,263	33,526	73,824
	1990 Census Households	3,606	27,717	59,762
	Historical Annual Growth 1990 to 2000	1.69%	1.92%	2.14%
	Historical Annual Growth 2000 to 2010	0.84%	0.57%	1.20%
	Estimated Annual Growth 2010 to 2023	2.56%	1.06%	1.20%
	Projected Annual Growth 2023 to 2028	0.73%	0.45%	0.33%
	Population per Household	2.07	2.34	2.37
Population by Race	White	65.6%	71.1%	74.6%
	Black or African American	7.3%	5.9%	4.8%
	Asian & Pacific Islander	16.1%	11.9%	11.6%
	Other Races	3.8%	5.0%	4.5%
	Hispanic Population	7.2%	6.0%	4.5%
Income	Average Household Income	\$101,501	\$123,608	\$137,106
	Median Household Income	\$77,510	\$91,937	\$102,476
	Per Capita Income	\$49,138	\$52,724	\$57,679
Education (Age 25+)	Elementary	1.2%	1.8%	1.3%
	Some High School	1.6%	2.2%	1.8%
	High School Graduate	11.4%	13.1%	11.6%
	Some College	18.5%	16.3%	14.8%
	Associates Degree Only	5.0%	6.0%	5.3%
	Bachelors Degree Only	36.0%	35.9%	37.1%
	Graduate Degree	26.3%	24.8%	28.1%
Business	Number of Businesses	575	3,730	8,486
	Total Number of Employees	7,410	44,969	99,900
	Employees per Business	12.89	12.05	11.77
	Residential Population per Business	24.08	25.98	27.68

This report was produced using data from private and government sources deemed to be reliable and is herein provided without representation or warranty.