



SIZE

59,796 square feet

DEMOGRAPHICS

1 mile	3 mile	5 mile
<b>Population</b>		
14,388	96,720	193,528
<b>Households</b>		
5,594	34,361	65,334
<b>Median HH Income (\$)</b>		
101,093	103,536	87,213

MAJOR TENANT(S)

Sprouts Farmers Market  
 Chipotle Mexican Grill  
 Club Pilates  
 Jersey Mike's Subs

LEASING CONTACT

Josh O'Toole  
 Mobile (801) 698-8080  
 jotoole@phillipsedison.com

MORE INFO

www.phillipsedison.com



LOCATION

2800-2860 Del Paso Road | Sacramento, CA 95834

PROPERTY HIGHLIGHTS

- Anchored by Sprouts Farmers Market
- Additional national tenants include Club Pilates, Handels, Sutterhealth, AT&T, Chipotle and State Farm Insurance
- Located at the intersection of Del Paso Road and East Commerce Way, near Highway 5 in Sacramento with over 31,000 VPD
- Population exceeds 96,700 in a three-mile radius








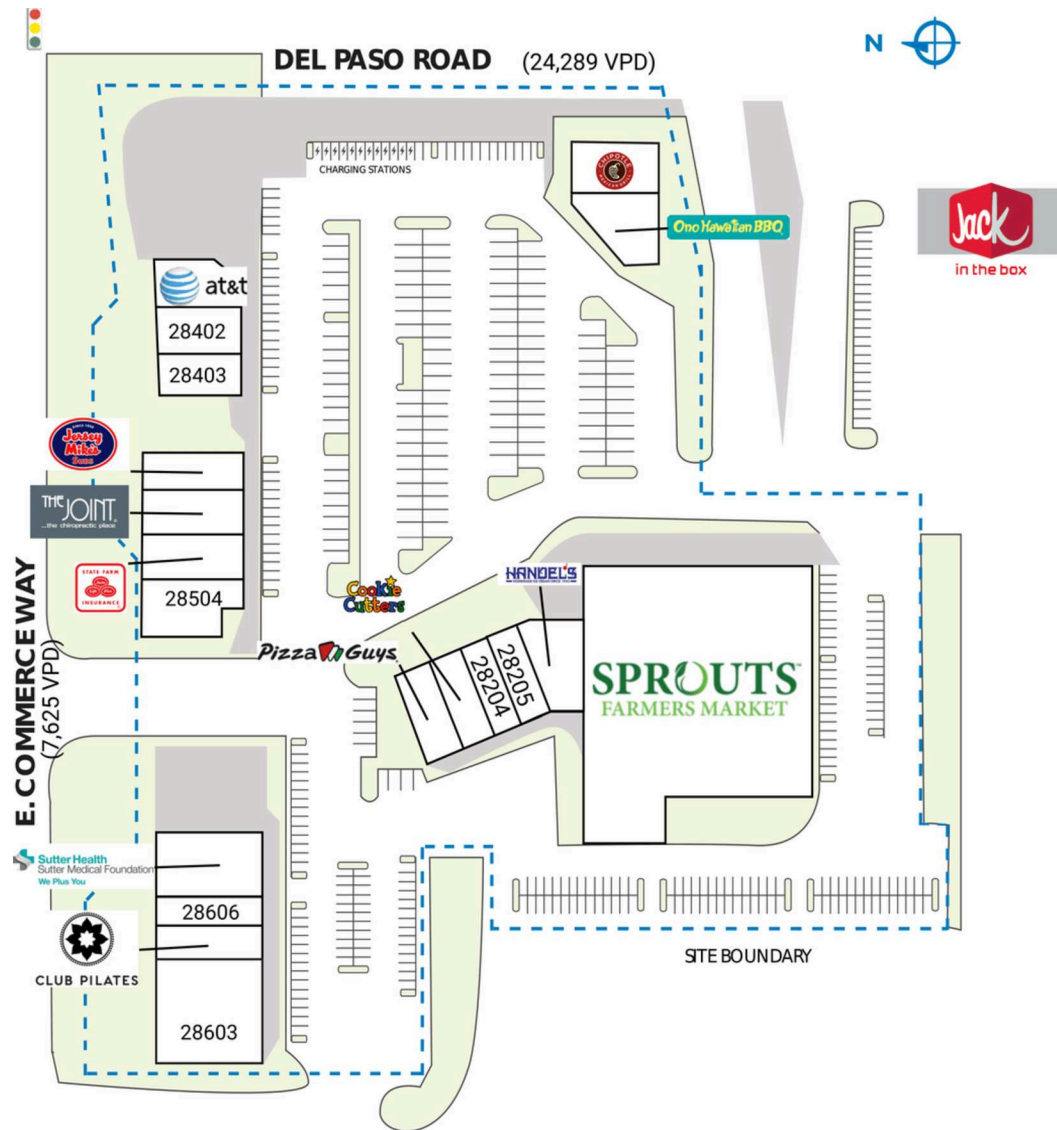
# DEL PASO MARKETPLACE

2800-2860 Del Paso Road | Sacramento, CA 95834

SPACE	TENANT	SQ. FT.
SHAD1	Del Paso Ventures	
28001	Chipotle Mexican Grill	2,049 SF
28002	Ono Hawaiian BBQ	2,334 SF
28101	Sprouts Farmers Market	29,296 SF
28201	Pizza Guys	1,200 SF
28202	Cookie Cutters Haircuts for Kids	1,200 SF
28204	Pera Salon and Barbershop	1,053 SF
28205	Lazi Cow	1,325 SF
28206	Handel's Ice Cream	1,665 SF
28401	AT&T	1,875 SF
28402	Nurmahal Jewelers	1,530 SF
28403	Golden Salon and Spa	2,044 SF
28501	Jersey Mike's Subs	1,327 SF
28502	The Joint	1,024 SF
28503	State Farm Insurance	841 SF
28504	Natomas Eye	2,500 SF
28601	Sutter Medical Foundation	2,000 SF
28602	Club Pilates	1,590 SF
28603	Lush Dental	3,653 SF
28606	Payless Pharmacy	1,290 SF
<b>TOTAL SQ. FT.</b>		<b>59,796</b>

SITE LEGEND	
	Available
	Leased (not occupied)
	Site Boundary
	Occupied
	Owned by Others



DISCLAIMER - This site plan is for general information purposes only and is not intended to constitute representations and warranties by Landlord as to the ownership of the real property depicted herein or the identity or nature of any occupants thereof.

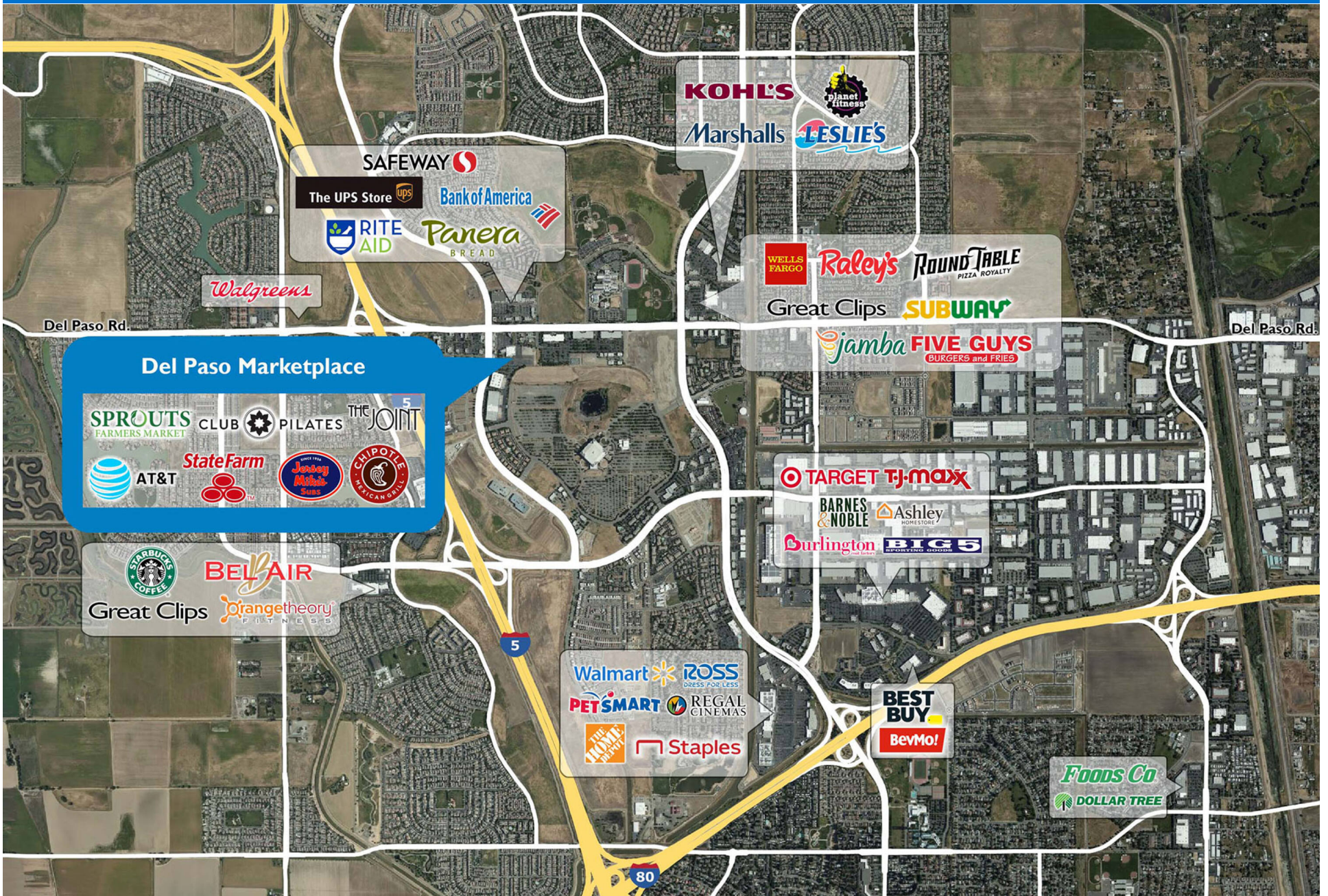
# DEL PASO MARKETPLACE

2800-2860 Del Paso Road | Sacramento, CA 95834



# DEL PASO MARKETPLACE

2800-2860 Del Paso Road | Sacramento, CA 95834



# Demographic Summary Report

1990 - 2000 Census, 2023 Estimates & 2028 Projections

Calculated using TAS Retrieval Retrieval

Apr 17, 2024



Latitude: 38.655082

Longitude: -121.524456

Del Paso Marketplace Sacramento, CA		1.00 Mile Radius	3.00 Mile Radius	5.00 Mile Radius
Population	Q4 2023 Estimated Population	14,388	96,720	193,528
	2028 Projected Population	16,297	108,779	209,914
	2010 Census Population	11,408	76,174	163,471
	2000 Census Population	418	21,519	101,845
	1990 Census Population	113	18,304	86,614
	Historical Annual Growth 1990 to 2000	13.95%	1.63%	1.63%
	Historical Annual Growth 2000 to 2010	39.19%	13.47%	4.85%
	Estimated Annual Growth 2010 to 2023	1.70%	1.75%	1.24%
	Projected Annual Growth 2023 to 2028	2.52%	2.38%	1.64%
	Median Age	35.7	37.0	36.3
Households	Q4 2023 Estimated Households	5,594	34,361	65,334
	2028 Projected Households	6,355	38,599	71,085
	2010 Census Households	4,643	27,695	55,746
	2000 Census Households	201	8,435	34,438
	1990 Census Households	67	7,649	31,377
	Historical Annual Growth 1990 to 2000	11.55%	0.98%	0.94%
	Historical Annual Growth 2000 to 2010	36.90%	12.62%	4.93%
	Estimated Annual Growth 2010 to 2023	1.36%	1.58%	1.16%
	Projected Annual Growth 2023 to 2028	2.59%	2.35%	1.70%
	Population per Household	2.57	2.81	2.92
Population by Race	White	25.9%	26.3%	27.6%
	Black or African American	15.8%	14.3%	13.1%
	Asian & Pacific Islander	31.4%	27.1%	19.6%
	Other Races	8.2%	8.4%	8.5%
	Hispanic Population	18.7%	23.8%	31.2%
Income	Average Household Income	\$117,345	\$120,705	\$106,685
	Median Household Income	\$101,093	\$103,536	\$87,213
	Per Capita Income	\$45,633	\$42,902	\$36,310
Education (Age 25+)	Elementary	3.2%	4.7%	7.5%
	Some High School	1.2%	3.5%	6.4%
	High School Graduate	17.3%	17.9%	23.4%
	Some College	18.7%	21.9%	23.0%
	Associates Degree Only	10.5%	8.1%	8.2%
	Bachelors Degree Only	30.7%	28.8%	21.0%
	Graduate Degree	18.4%	15.2%	10.5%
Business	Number of Businesses	594	2,851	5,674
	Total Number of Employees	6,703	29,683	69,611
	Employees per Business	11.28	10.41	12.27
	Residential Population per Business	24.22	33.92	34.11

This report was produced using data from private and government sources deemed to be reliable and is herein provided without representation or warranty.