



SIZE

270,045 square feet

DEMOGRAPHICS

	1 mile	3 mile	5 mile
Population	9,119	97,944	194,853
Households	3,589	37,231	75,105
Median HH Income (\$)	68,514	62,066	64,064

MAJOR TENANT(S)

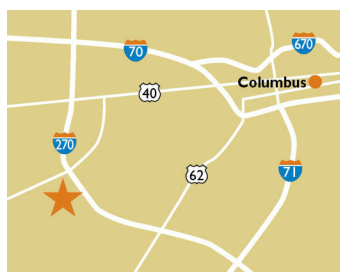
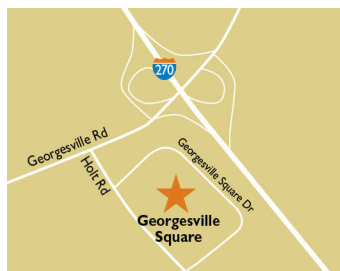
Lowe's
Kroger
Dollar Tree
Great Clips

LEASING CONTACT

Scott Faloni
Mobile (410) 693-3248
sfaloni@phillipsedison.com

MORE INFO

www.phillipsedison.com



LOCATION

1516-1710 Georgesville Square Drive | Columbus, OH 43228

PROPERTY HIGHLIGHTS

- Anchored by Kroger, with national tenants Lowe's, Great Clips, Dollar Tree, Wendy's and more
- Located approximately 11 miles from downtown Columbus and The Ohio State University
- Benefits from over 107,000 vehicles per day at the intersection of I-270 and Georgesville Road
- Great visibility and accessibility from main roads
- Approximately 350,000 visitors made 2.5 million visits to the shopping center in the last 12 months



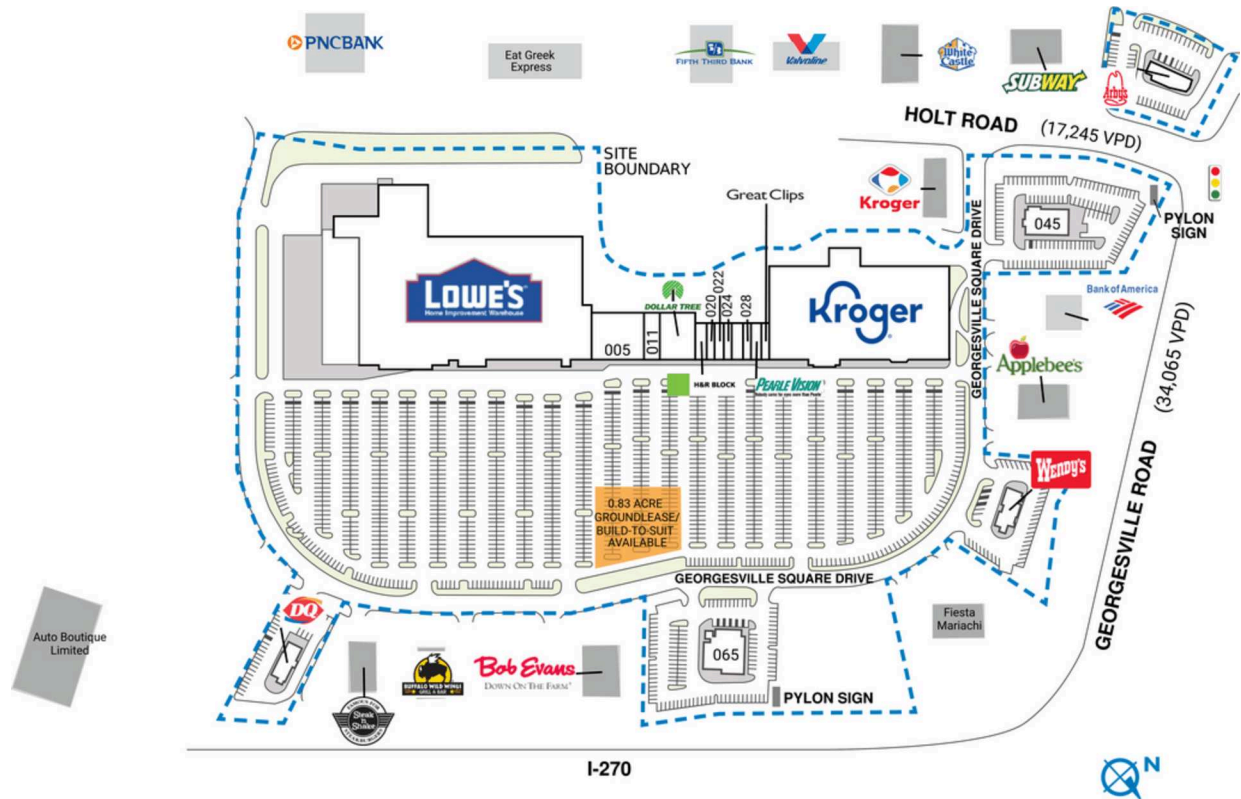
GEORGESVILLE SQUARE

1516-1710 Georgesville Square Drive | Columbus, OH 43228

SPACE	TENANT	SQ. FT.		SQ. FT.
	018 H&R Block			2,000 SF
Shad1	Applebee's		020 Georgesville Square Nutrition	1,200 SF
Shad2	Bob Evans		022 Vapor Maven	1,600 SF
Shad3	Bank of America		024 Miracle-Ear	1,600 SF
Shad4	Buffalo Wild Wings		026 Alliance Mobile	2,000 SF
Shad5	Fiesta Mariachi		028 Q Nails	1,200 SF
Shad6	Kroger Fuel		030 Pearle Vision	1,973 SF
Shad7	Auto Boutique Limited		032 Great Clips	1,220 SF
Shad8	Steak 'n Shake		036 Kroger	79,158 SF
Shad9	Subway		040 Arby's	3,000 SF
Shd10	White Castle		045 Ichiban Japanese Steak House	6,000 SF
001	Lowe's	131,644 SF	060 Wendy's	4,300 SF
005	Nationwide Children's Hospital	12,000 SF	065 Siji Korean BBQ and Hot Pot	6,650 SF
011	Bronze Body	3,008 SF	070 Dairy Queen	2,500 SF
016	Dollar Tree	8,992 SF	TOTAL SQ. FT.	270,045

SITE LEGEND

 Available	 Occupied
 Leased (not occupied)	 Owned by Others
 Site Boundary	



DISCLAIMER - This site plan is for general information purposes only and is not intended to constitute representations and warranties by Landlord as to the ownership of the real property depicted herein or the identity or nature of any occupants thereof.

GEORGESVILLE SQUARE

1516-1710 Georgesville Square Drive | Columbus, OH 43228



Demographic Summary Report

1990 - 2000 Census, 2023 Estimates & 2028 Projections

Calculated using TAS Retrieval Retrieval

Apr 17, 2024



Latitude: 39.91907

Longitude: -83.119802

Georgesville Square Columbus, OH		1.00 Mile Radius	3.00 Mile Radius	5.00 Mile Radius
Population	Q4 2023 Estimated Population	9,119	97,944	194,853
	2028 Projected Population	9,330	100,237	199,568
	2010 Census Population	8,019	87,536	175,943
	2000 Census Population	5,776	80,364	159,127
	1990 Census Population	3,110	63,468	130,939
	Historical Annual Growth 1990 to 2000	6.39%	2.39%	1.97%
	Historical Annual Growth 2000 to 2010	3.34%	0.86%	1.01%
	Estimated Annual Growth 2010 to 2023	0.94%	0.82%	0.75%
	Projected Annual Growth 2023 to 2028	0.46%	0.46%	0.48%
	Median Age	33.8	35.0	35.9
Households	Q4 2023 Estimated Households	3,589	37,231	75,105
	2028 Projected Households	3,666	38,085	76,964
	2010 Census Households	3,154	33,574	67,433
	2000 Census Households	2,390	31,822	62,447
	1990 Census Households	1,133	24,785	49,720
	Historical Annual Growth 1990 to 2000	7.75%	2.53%	2.31%
	Historical Annual Growth 2000 to 2010	2.81%	0.54%	0.77%
	Estimated Annual Growth 2010 to 2023	0.94%	0.75%	0.79%
	Projected Annual Growth 2023 to 2028	0.43%	0.45%	0.49%
	Population per Household	2.53	2.62	2.57
Population by Race	White	55.4%	61.1%	65.7%
	Black or African American	27.9%	17.8%	14.9%
	Asian & Pacific Islander	2.5%	2.6%	2.7%
	Other Races	5.0%	6.0%	6.0%
	Hispanic Population	9.2%	12.5%	10.7%
Income	Average Household Income	\$76,940	\$76,204	\$80,669
	Median Household Income	\$68,514	\$62,066	\$64,064
	Per Capita Income	\$30,442	\$29,060	\$31,248
Education (Age 25+)	Elementary	3.7%	5.8%	4.8%
	Some High School	6.7%	8.7%	9.1%
	High School Graduate	32.5%	35.4%	33.3%
	Some College	23.2%	20.8%	20.6%
	Associates Degree Only	9.8%	7.6%	7.6%
	Bachelors Degree Only	17.7%	14.9%	17.1%
	Graduate Degree	6.4%	6.8%	7.5%
Business	Number of Businesses	125	1,439	3,255
	Total Number of Employees	2,385	24,509	50,466
	Employees per Business	19.03	17.03	15.50
	Residential Population per Business	72.75	68.06	59.86

This report was produced using data from private and government sources deemed to be reliable and is herein provided without representation or warranty.